

### THE NSE RECORDS SECOND CONSECUTIVE LOSS OF THE WEEK

The Nigerian Stock Market closed today's trading session in the negative territory. This compounds the loss recorded in the previous trading session. The NSE All Share Index depreciated by -2.72%, to close at 26,910.23 points compared to 27,663.16 points recorded in the previous session. Similarly, the market capitalization also reported a decrease of -2.72% to close at N9, 242 trillion as against N9, 500 trillion recorded in the preceding session. The ECL 20 index posted a decrease of -5.99% to close at 150.36 points as against 159.94 points recorded previously.

The transaction volume on the exchange appreciated by 5.15% to close at 352,297,186 ordinary shares exchanged in 5,024 deals as against 335,057,305 ordinary shares exchanged 4,301 deals recorded in the previous trading session. Likewise, the traded equities value appreciated by 22.27% to close at N 3,846 billion as N 3,145 billion recorded in the previous trading session.

The Financial services sector led the activity drivers, at the end of the trading session, with Zenith Bank Plc being the most actively traded stock today. Out of a total of 117 equities that were traded today, only 8 of them advanced, while 37 lost value and 72 remained unchanged.

Cadbury, Okomu Oil and Uniondicon were the top gainers at the end of today's trading session with N1.52k, N1.03k and N0.59k gained per share to close at N18.37k, N30.05k and 12.46k respectively. In contrast, the top three decliners posted were Nigerian Breweries, Guinness and Wapco. These stocks recorded losses of -N6.70k, -N5.21k and -N3.17k per share to close today at N128.30k, N99.11k and N73.40k respectively.

After today's trading session, all sectorial indices posted closed on a negative note except the NSE Asem Index. This index remained flat. While the NSE Banking Index, NSE Pension Index, NSE Consumer Index, NSE Industrial Index, NSE Oil/Gas Index, NSE Insurance Index and NSE Lotus Islamic Index. These decreased by -6.86%, -5.32%, -2.86%, -1.48%, -1.33%, -0.81% and -0.73% respectively.

Meanwhile on the international scene, most indices posted after today's trading session closed on a negative note except the Nikkei. This index appreciated by 1.74%. The other indices include the FTSE 100, Stoxs 50, Dow Jones Industrial Average, NASDAQ and S & P 500. These depreciated by -1.18%, -1.07%, -0.48%, -0.47% and -0.10% respectively.

### MARKET STATISTICS

ITEMS	01-06-2016	31-05-2016	% CHANGE
Index	26,910.23	27,663.16	-2.72%
Deals	5,024	4,301	16.81%
Volume	352,297,186	335,057,305	5.15%
Value (₦)	3,846,583,627.73	3,145,911,793.62	22.27%
Mkt. Cap. (₦)	9,242 Trillion	9,500 Trillion	-2.72%
ECL 20	150.36	159.94	-5.99%

### EXCHANGE RATE

CURRENCY	BUYING (NGN)	CENTRAL (NGN)	SELLING (NGN)	PARALLEL MARKET
EURO	218.7164	219.2744	219.8323	387
POUNDS STERLING	286.9636	287.6957	288.4277	507
US DOLLAR	196	196.5	197	350
YEN	1.7654	1.77	1.7745	N/A

### COMMODITY MARKET

ITEM	PRICE (\$)	CHANGE	%CHANGE
CRUDE OIL (Brent)	49.05	-0.84	-1.68%
GOLD	1,214.82	-0.50	-0.04%

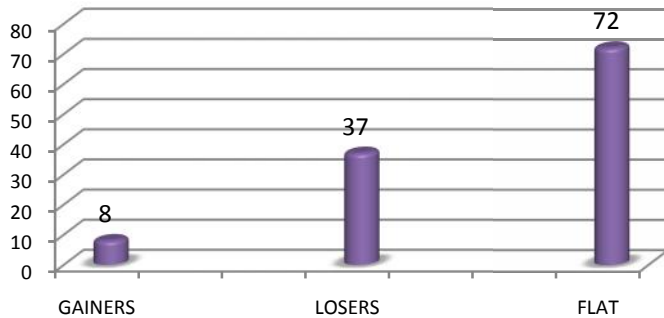
### GLOBAL MARKET

INDEX	VALUE	CHANGE	% CHANGE
Nikkei	+1.74%	+1.74%	+1.74%
STOXX 50	3,030.76	-32.72	-1.07%
FTSE 100	6,157.53	-73.26	-1.18%
DJIA	17,787.20	-86.02	-0.48%
S&P 500	2,096.96	-2.10	-0.10%
Nasdaq	4,924.61	-23.45	-0.47%

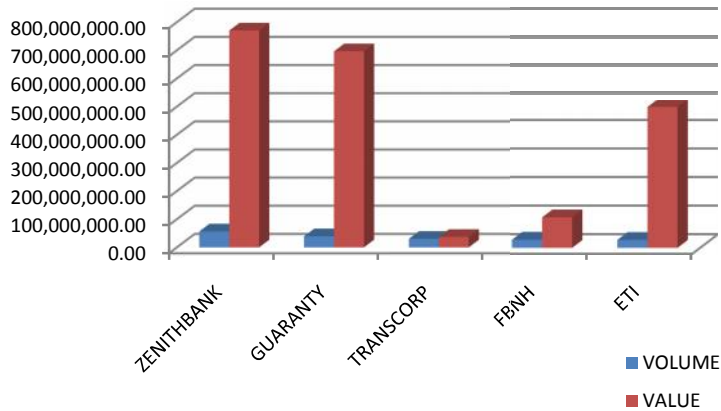


**Equator Capital Limited**  
 Grovesmore Office Block, Block D, Plot 23, Water Corporation Drive, Victoria Island, Lagos  
[www.equatorcapitalng.com](http://www.equatorcapitalng.com)  
 Email to: [research@equatorcapitalng.com](mailto:research@equatorcapitalng.com)

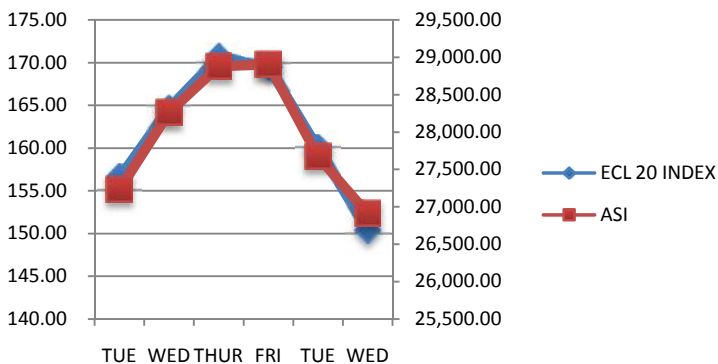
### MARKET BREADTH



### MARKET VOLUME VS VALUE



### ASI VS ECL 20 INDEX



### BEST/WORST TEN PERFORMING STOCKS OF THE DAY

S/No	STOCKS	PREVIOUS PRICES	CLOSING PRICES	CHANGE
1	CADBURY	16.85	18.37	1.52
2	OKOMUOIL	29.02	30.05	1.03
3	UNIONDICON	11.87	12.46	0.59
4	ETRAZACT	5.46	5.88	0.42
5	UAC-PROP	4.02	4.22	0.2
6	PORTPAINT	1.96	2.05	0.09
7	TRANSEXPR	1.66	1.74	0.08
8	AFRIPRUD	2.96	2.97	0.01
9	7UP	138.5	138.5	0
10	ABCTRANS	0.5	0.5	0

S/No	STOCKS	PREVIOUS PRICES	CLOSING PRICES	CHANGE
1	NB	135	128.3	-6.7
2	GUINNESS	104.32	99.11	-5.21
3	WAPCO	76.57	73.4	-3.17
4	GUARANTY	19.53	17.65	-1.88
5	MRS	36.53	34.71	-1.82
6	STANBIC	16.81	15.18	-1.63
7	ZENITHBANK	14.98	13.6	-1.38
8	FLOURMILL	21.45	20.42	-1.03
9	GLAXOSMITH	21	20	-1
10	OANDO	7.13	6.45	-0.68

**EQUATOR CAPITAL LTD**  
 154, PRINCE ADE ODEDINA STREET, VICTORIA ISLAND, LAGOS

*This Report is published by the Research Unit of Equator Capital Limited based on information available in public domain. Reliance on opinion contained herein does not impose any liability on the company or its personnel. Changes in the political and economic environment can adversely affect market conditions.*