

### THE NSE REVERSES DECLINE AFTER SHEDDING 6.89% THIS WEEK

The Nigerian Stock Market closed today's trading session in the positive territory. This reverses the loss recorded in the previous trading session. The NSE All Share Index appreciated by 1.02%, to close at 27,183.64 points compared to 26,910.23 points recorded in the previous session. Similarly, the market capitalization also reported an increase of 1.02% to close at N9, 336 trillion as against N9, 242 trillion recorded in the preceding session. The ECL 20 index posted an increase of 2.77 % to close at 154.52 points as against 150.36 points recorded previously.

The transaction volume on the exchange depreciated by 5.70% to close at 332,232,367 ordinary shares exchanged in 4,167 deals as against 352,297,186 ordinary shares exchanged 5,024 deals recorded in the previous trading session. Likewise, the traded equities value decreased by 43.82% to close at N 2,160 billion as N 3,846 billion recorded in the previous trading session.

The Financial services sector led the activity drivers, at the end of the trading session, with UBA Bank Plc being the most actively traded stock today. Out of a total of 99 equities that were traded today, only 23 of them advanced, while 31 lost value and 45 remained unchanged.

Nigerian Breweries, Wapco and Dangote Cement were the top gainers at the end of today's trading session with N6.41k, N3.67k and N3.00k gained per share to close at N134.71k, N77.07k and N170.00k respectively. In contrast, the top three decliners posted were Nestle, Seplat and Forte Oil. These stocks recorded losses of -N29.66k, -N9.85k and -N4.80k per share to close today at N755.00k, N350.15k and N191.10k respectively.

After today's trading session, all sectorial indices posted closed on a positive note except the NSE Insurance and NSE Oil/Gas Index. These depreciated by -1.98% and -1.98% respectively. While the NSE Industrial Index, NSE Consumer Index, NSE Banking Index, NSE Pension Index and the NSE Lotus Islamic Index. These increased by 2.70%, 1.46% 0.52%, 0.49% and 0.35% respectively.

Meanwhile on the international scene, most indices posted after today's trading session closed on a positive note except the Nikkei. This index depreciated by -2.32%. The other indices include the S & P 500, FTSE 100, NASDAQ, Dow Jones Industrial Average and Stoxx 50. These appreciated by 0.11%, 0.08%, 0.08%, 0.01% and 0.01% respectively.

### MARKET STATISTICS

ITEMS	02-06-2016	01-05-2016	% CHANGE
Index	27,183.64	26,910.23	1.02%
Deals	4,167	5,024	-17.06%
Volume	332,232,367	352,297,186	-5.70%
Value (₦)	2,160,950,937.49	3,846,583,627.73	-43.82%
Mkt. Cap. (₦)	9,336 Trillion	9,242 Trillion	1.02%
ECL 20	154.52	150.36	2.77%

### EXCHANGE RATE


CURRENCY	BUYING (NGN)	CENTRAL (NGN)	SELLING (NGN)	PARALLEL MARKET
EURO	219.2064	219.7656	220.3248	388
POUNDS STERLING	283.024	283.746	284.468	500
US DOLLAR	196	196.5	197	350
YEN	1.796	1.8006	1.8052	N/A

### COMMODITY MARKET

ITEM	PRICE (\$)	CHANGE	%CHANGE
CRUDE OIL (Brent)	49.79	+0.07	+0.14%
GOLD	1,215.34	+2.36	+0.19%

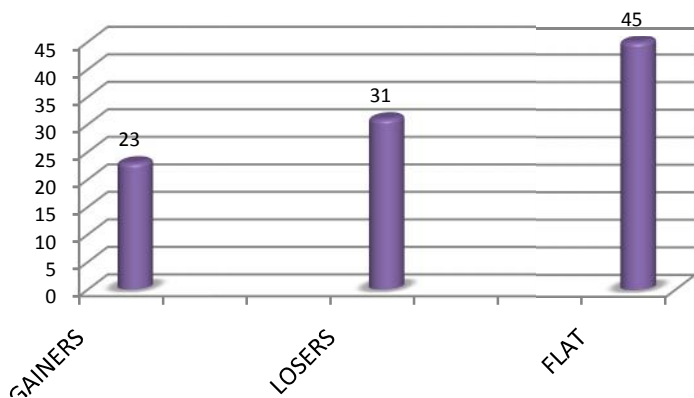
### GLOBAL MARKET

INDEX	VALUE	CHANGE	% CHANGE
Nikkei	16,562.55	-393.18	-2.32%
STOXX 50	3,039.20	+0.43	+0.01%
FTSE 100	6,196.96	+5.03	+0.08%
DJIA	17,789.67	+2.47	+0.01%
S&P 500	2,099.33	+2.37	+0.11%
Nasdaq	4,952.25	+4.20	+0.08%

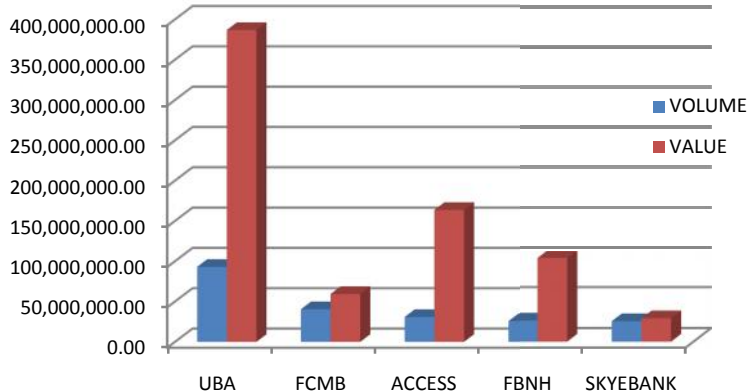


**Equator Capital Limited**  
 Grovesmore Office Block, Block D, Plot 23, Water Corporation Drive, Victoria Island, Lagos  
[www.equatorcapitalng.com](http://www.equatorcapitalng.com)  
 Email to: [research@equatorcapitalng.com](mailto:research@equatorcapitalng.com)

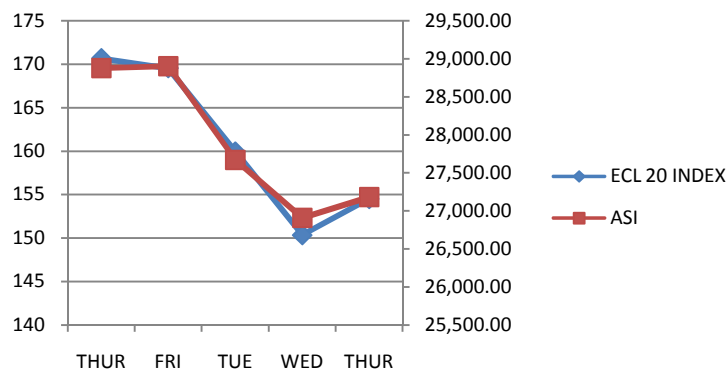
### MARKET BREADTH



### MARKET VOLUME VS VALUE



### ASI VS ECL 20 INDEX



### BEST/WORST TEN PERFORMING STOCKS OF THE DAY

S/No	STOCKS	PREVIOUS PRICES	CLOSING PRICES	CHANGE
1	NB	128.3	134.71	6.41
2	WAPCO	73.4	77.07	3.67
3	DANGCEM	167	170	3
4	CADBURY	18.37	20.21	1.84
5	FLOURMILL	20.42	21.44	1.02
6	DANGSUGAR	6.38	6.69	0.31
7	ZENITHBANK	13.6	13.91	0.31
8	UCAP	2.12	2.3	0.18
9	FBNH	3.8	3.9	0.1
10	GUARANTY	17.65	17.75	0.1

S/No	STOCKS	PREVIOUS PRICES	CLOSING PRICES	CHANGE
1	NESTLE	784.66	755	-29.66
2	SEPLAT	360	350.15	-9.85
3	FO	195.9	191.1	-4.8
4	GUINNESS	99.11	97.65	-1.46
5	UACN	19.86	19	-0.86
6	PRESCO	36.5	35.7	-0.8
7	CCNN	7.9	7.14	-0.76
8	UNIONDICON	12.46	11.84	-0.62
9	JBERGER	43.5	42.9	-0.6
10	UBN	5.75	5.47	-0.28

**EQUATOR CAPITAL LTD**  
**154, PRINCE ADE ODEDINA STREET, VICTORIA ISLAND, LAGOS**

*This Report is published by the Research Unit of Equator Capital Limited based on information available in public domain. Reliance on opinion contained herein does not impose any liability on the company or its personnel. Changes in the political and economic environment can adversely affect market conditions.*