



BULL RUN HALTED **THE NSE ASI DEPRECIATES BY 4.26%**

The Nigerian Stock Market closed today's trading session in the negative territory. This claws back the gains recorded in the previous four trading sessions. The NSE All Share Index depreciated by -4.26%, to close at 27,671.08 points compared to 28,902.25 points recorded in the previous session. Similarly, the market capitalization also reported a decrease of -4.26% to close at N9, 500 trillion as against N9, 926 trillion recorded in the preceding session. The ECL 20 index posted a decrease of -5.66% to close at 159.94 points as against 169.54 points recorded previously.

The transaction volume on the exchange depreciated by -46.08% to close at 335,057,305 ordinary shares exchanged in 4,301 deals as against 621,445,768 ordinary shares exchanged 5,802 deals recorded in the previous trading session. In contrast, the traded equities value appreciated by 11.78% to close at N 3,145 billion as N 2,814 billion recorded in the previous trading session.

The Financial services sector led the activity drivers, at the end of the trading session, with Fidelity Bank Plc being the most actively traded stock today. Out of a total of 108 equities that were traded today, only 9 of them advanced, while 41 lost value and 58 remained unchanged.

GlaxoSmithKline, Etranzact and Upl were the top gainers at the end of today's trading session with N0.50k, N0.45k and N0.22k gained per share to close at N21.00k, N5.46k and 4.64k respectively. In contrast, the top three decliners posted were Forte Oil, Dangote Cement and Nigerian Breweries. These stocks recorded losses of -N10.31k, -N8.12k and -N7.00k per share to close today at N195.90k, N167.01k and N135.00k respectively.

After today's trading session, all sectorial indices posted closed on a negative note. The NSE Banking Index, NSE Industrial Index, NSE Pension Index, NSE Consumer Goods Index, NSE Oil/Gas Index NSE Lotus Islamic Index and NSE Insurance Index depreciated. These decreased by -6.62%, -5.57%, -4.60%, -2.79%, -2.39%, -2.35% and -1.01% respectively.

Meanwhile on the international scene, most indices posted after today's trading session closed on a positive note except the Stoxx 50 and FTSE 100. These indices depreciated by -0.35% and -0.13% respectively. The other indices include the Nikkei, NASDAQ, S & P 500 and Dow Jones Industrial Average. These appreciated by 0.98%, 0.65%, 0.43% and 0.25% respectively.

MARKET STATISTICS

ITEMS	31-05-2016	27-05-2016	% CHANGE
Index	27,671.08	28,902.25	-4.29%
Deals	4,301	5,802	-25.87%
Volume	335,057,305	621,445,768	-46.08%
Value (₦)	3,145,911,793.62	2,814,411,459.35	11.78%
Mkt. Cap. (₦)	9,500 Trillion	9,926 Trillion	-4.29%
ECL 20	159.94	169.54	-5.66%

EXCHANGE RATE

CURRENCY	BUYING (NGN)	CENTRAL (NGN)	SELLING (NGN)	PARALLEL MARKET
EURO	218.9124	219.4709	220.0293	389
POUNDS STERLING	287.1596	287.8922	288.6247	505
US DOLLAR	196	196.5	197	350
YEN	1.787	1.7916	1.7961	N/A

COMMODITY MARKET

ITEM	PRICE (\$)	CHANGE	%CHANGE
CRUDE OIL (Brent)	49.55	-0.21	-0.42%
GOLD	1,210.30	+5.35	+0.44%

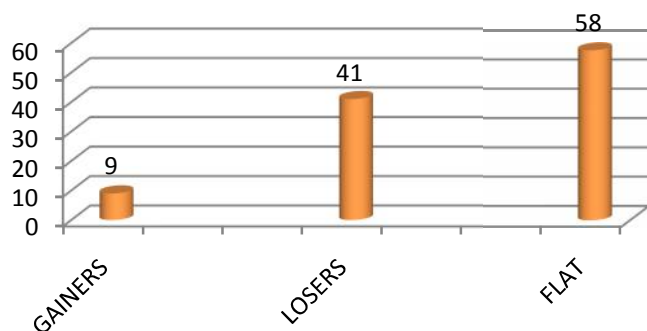
GLOBAL MARKET

INDEX	VALUE	CHANGE	% CHANGE
Nikkei	17,234.98	+166.96	+0.98%
STOXX 50	3,079.19	-10.82	-0.35%
FTSE 100	6,262.45	-8.34	-0.13%
DJIA	17,873.22	+44.93	+0.25%
S&P 500	2,099.06	+8.96	+0.43%
Nasdaq	4,933.51	+31.74	+0.65%

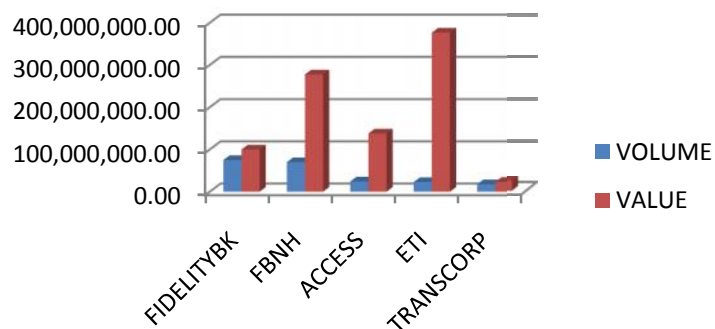


Equator Capital Limited
 Grovesmore Office Block, Block D, Plot 23, Water Corporation Drive, Victoria Island, Lagos
www.equatorcapitalng.com
 Email to: research@equatorcapitalng.com

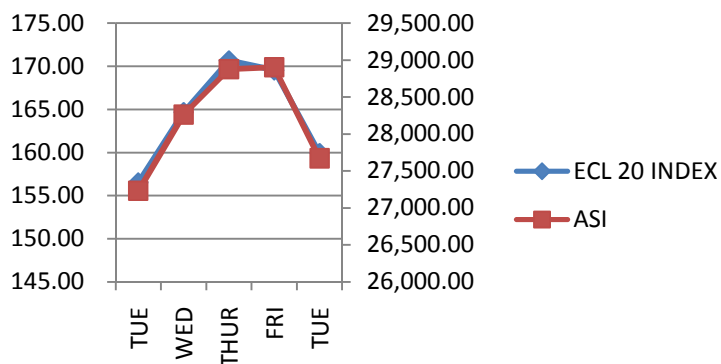
MARKET BREADTH



MARKET VOLUME VS VALUE



ASI VS ECL 20 INDEX



BEST/WORST TEN PERFORMING STOCKS OF THE DAY

S/No	STOCKS	PREVIOUS PRICES	CLOSING PRICES	CHANGE
1	GLAXOSMITH	20.5	21	0.5
2	ETRAZACT	5.01	5.46	0.45
3	UPL	4.42	4.64	0.22
4	TRANSEXPR	1.52	1.66	0.14
5	CONTINSURE	1.1	1.15	0.05
6	MAYBAKER	1.16	1.2	0.04
7	LEARNAFRCA	0.76	0.79	0.03
8	UNILEVER	32	32.01	0.01
9	UNITYBNK	0.93	0.94	0.01
10	7UP	138.5	138.5	0

S/No	STOCKS	PREVIOUS PRICES	CLOSING PRICES	CHANGE
1	FO	206.21	195.9	-10.31
2	DANGCEM	175.13	167.01	-8.12
3	NB	142	135	-7
4	WAPCO	83.01	76.57	-6.44
5	GUINNESS	109.81	104.32	-5.49
6	ETI	18.05	16.32	-1.73
7	ZENITHBANK	16.58	14.98	-1.6
8	JBERGER	45	43.5	-1.5
9	CAP	38	36.8	-1.2
10	GUARANTY	20.61	19.53	-1.08

EQUATOR CAPITAL LTD

154, PRINCE ADE ODEDINA STREET, VICTORIA ISLAND, LAGOS

This Report is published by the Research Unit of Equator Capital Limited based on information available in public domain. Reliance on opinion contained herein does not impose any liability on the company or its personnel. Changes in the political and economic environment can adversely affect market conditions.